

R.L.HANSRAJ & CO

ESTD 1927



OPHTHALMIC INSTRUMENT AND APPLIANCES CATALOGUE



To our respected and valued customers

We present to you our very new improved and concise Ophthalmic catalogue.

R.L. HANS RAJ & CO. is a reckoned name in the medical fraternity that offers **Ophthalmic , E.N.T. , Gynecological** and other surgical instruments. Late Shri **K.R. KASHYAP** lead the company to earn the overwhelming success for the organization.

We constantly try to upgrade the quality of instruments and do everything in our means to serve you better. Please make the best use of this catalogue to attend to your requirements, furthermore our helpline is always there for any of your queries.

Your feedback and suggestions on any product (or) to improve the contents of this catalogue are most welcome.

Thank you for your encouragement all these years and we continue to look for your support in the years to come.

With Best Regards,

SANDIP KUMAR KASHYAP

On behalf of all members and staff of

R.L.HANS RAJ & CO.

DALK AND DSAEK SET



RLH - 304

CORNEAL DISSECTOR

12 MM LONG SPATULA
BLUNT , BEVELED TIP



RLH - 305

DALK AIR INJECTION CANNULA

FLATTENED, VAULTED
0.2 MM POSTERIOR PORT NEAR TIP



RLH - 306

BONFADINI DALK SPATULA

8 MM LONG , FLAT WITH BEVELED TIP



RLH - 307

ENDOTHELIAL STRIPPER

THIN SEMI SHARP TIP , 90 DEGREE UPWARD
FOR PEELING BACK THE ENDOTHELIAL LAYER



RLH - 308

ROSENWASSER

DONOR LAMELLA INSERTING SHOVEL
5 MM WIDE
FOR ATRAUMATIC INSERTION OF DONOR LAMELLA



RLH - 309

ROSENWATER

DONOR LAMELLA INSERTING FORCEPS
THIN VAULTED 12MM LONG SHANKS




RLH - 310

ENDOTHELIAL GLIDE

FUNNEL SHAPED SPATULA
CUT-OUT NOTCH AT TIP
funnel-shaped spatula
cut-out notch at tip

VISION KITS



RLH-A - 1

LEA SYMBOL

DISTANCE CHART


TO ASSESS DISTANCE VISION
FOR SCREENING AMBLYOPIA BEGINNING



RLH-A - 2

STEREO BUTTERFLY TEST

HELPS TO IDENTIFY AMBLYOPIA,
SUPPRESSION AND STRABISMUS
WITHOUT MONOCULAR CLUES

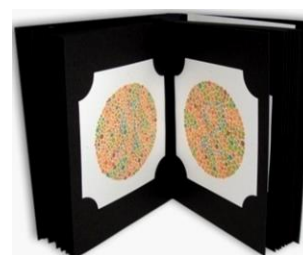


RLH-A - 3

NEAR VISION BOOK

14 CHARTS

WITH REGIONAL INDIAN LANGUAGES



RLH-A - 4

ISHIHARA TEST CHART BOOK

FOR COLOR DEFICIENCY , **38 PLATES**

FOR CONGENITAL COLOR AND RED GREEN BLINDNESS



RLH-A - 5

PELLI-ROBINSON CHART

TO DISTINGUISH FINER & FINER INCREMENTS OF
LIGHT VERSUS DARK (CONTRAST)



RLH-A - 6

ETDRS EYE CHART(LOGMAR)

FOR USE IN CLINICAL STUDIES
AND LOW VISION EVALUATIONS

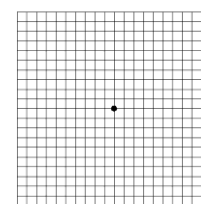


RLK-A - 7

SNELLEN EYE CHART

TO MEASURE VISUAL ACUITY

AMSLER Recording Chart



While covering one eye, look at the dot in the center of the grid.
If lines seem wavy or distorted, consult your eye care professional.

RLH-A - 8

AMSLER GRID EYE TEST

TEST FOR MACULAR DEGENERATION



RLH-A - 36

EXOPHTHALMOMETER HERTEL

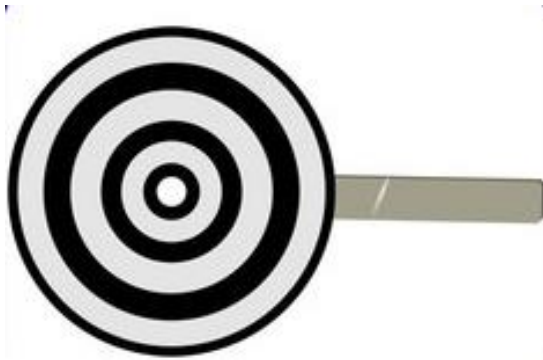
TO MEASURE THE DEGREE OF FORWARD DISPLACEMENT OF EYE IN EXOPHTHALMOS



RLH-A - 37

HALOGEN SPOT LIGHT

UNIVERSAL PORTABLE , ALSO IN L.E.D.



RLH-A - 38

PLACIDO DISC

FOR EXAMINING CORNEAL CURVATURE



RLH-A - 39

OPTOKINETIC DRUM


TEST FOR ACUITY WHEN ROTATED 8 TO 10 RPMs



RLH-A - 40

RETINOSCOPE DOUBLE

PLAIN AND CONCAVE MIRROR PRIESTLY TO TREAT MYOPIC DEFECTS OF THE EYE



RLH-A - 41

JACKSON CROSS CYLINDER

FOR FINAL TUNING OF AXIS, STRENGTH OF ASTINGMATISM IN 0.25 & 0.50